

EP HENRY®

HARDSCAPING COLLECTIONS
2023 SOURCEBOOK



Welcome to the 2023 Hardscaping Catalog

Quality. Innovation. Service.

At EP Henry, we strive to continually bring you the highest quality and most comprehensive product offering for your outdoor living spaces. Going into our 120th year in business, this commitment has never been stronger.

As part of the Oldcastle APG family, we are able to invest in the most innovative product development and technology. And - through our sister companies - we can provide you "Total Outdoor Living Solutions".

In 2023, we will continue to provide the highest level of service in the industry to - and through - our best-in-class network of distributors and contractors to help bring your outdoor vision to life.

Because quality, innovation and service are not just words here at EP Henry; they're a commitment from all our employees to you.

Eric Y. Long

President – EP Henry®, an Oldcastle APG® Company



“When people come here, it honestly makes us proud.”

Hear what these homeowners have to say about their outdoor living space. EP Henry products were the natural choice.



Scan the code to hear about this couple's experience.

As you page through the 2023 EP Henry Hardscaping catalog, keep an eye out for these QR Codes.

Scan them to see more project details and testimonials from the homeowners and/or contractors behind them.

www.ephenry.com



TABLE OF CONTENTS

GALLERIES

PATIOS	2
POOL DECKS	6
DRIVEWAYS	10
WALKWAYS & STEPS	14
WALLS	18
OUTDOOR LIVING	22

PAVERS

Premiere Paver Collection

INTRODUCTION	26
BRISTOL STONE®	28
BRISTOL STONE® SMOOTH	30
TRILOGY™	32

Mirage™ Porcelain Paver Collection

VERONA™	34
QUARZITI 2.0	36
NOON	38
GLOCAL	40

Classic Paver Collection

BRICK STONE	42
OLD TOWNE COBBLE™	43
RITTENHOUSE™	44
ECO™ COBBLE®	45

WALLS

Cast Stone Wall Collection

INTRODUCTION	46
SINGLE SIDED CAST STONE WALL	48
DOUBLE SIDED CAST STONE WALL	49
CAST STONE WALL FACE SHELLS	50

Garden Wall Collection

ENGLISH GARDEN WALL	51
---------------------	----

Mid-Height Wall Collection

COVENTRY® WALL III	52
TERRACE WALL®	54

Retaining Wall Collection

VERTICA™	55
AB WALL	56
DIAMOND PRO®	57
MARQUIS™ WALL	58
VERTI-BLOCK®	59

Wall Selector Chart 60

FINISHING TOUCHES

FORMA™ STONE	63
BULLNOSE	64
EDGERS	65
BELMONT CAPS	66
SPLIT & AGED CAPS	68
BELMONT CHISELED STEPS	69

OUTDOOR LIVING KITS

Fire Pit Kits

COVENTRY® FIRE PIT KIT	70
CAST STONE WALL SQUARE FIRE PIT KIT	71
CAST STONE WALL ROUND FIRE PIT KIT	71

Fireplace Kits

ISOKERN FIREPLACES	74
--------------------	----

Outdoor Kitchen Collection

ISOPANEL MODULAR KITCHENS	75
ISO'VEN WOOD BURNING PIZZA OVEN	75

CREATIVE IDEAS

BORDER IDEAS	76
COLOR PALETTE	78
ACCESSORIES	90
DISTRIBUTORS	92
WARRANTY DETAILS & PRODUCT NOTES	96

COLOR DISCLAIMER

Photographic reproduction, print and online screen resolutions do not always present color precisely. For these reasons, and to ensure your complete satisfaction with your EP Henry product, we recommend that you visit your local EP Henry Authorized Hardscaping Distributor® or ask your contractor for samples before making a final decision.

SYMBOL KEY



ECO™ PERMEABLE PAVERS

With our eco-friendly paving solutions, you can be sustainable and have a beautiful project.



DO NOT USE FOR VEHICULAR APPLICATIONS

It is not recommended to use these pavers for residential driveways.



DON'T SCUFF THE PAVERS

EP Henry recommends the use of a protective pad between the plate compactor and the paving stones to prevent surface damage during installation. EP Henry will not be held responsible for compaction scuffs or burns on pavers.



DO NOT USE COMPACTOR

Do not use a plate compactor on these products.



BORDER APPLICATIONS

These pavers make great border options.



BUDGET FRIENDLY

Reduced cost but not quality.

PATIOS





“I love how the fire pit is a year-round gathering spot for our family..”

Scan the code to hear more about why they chose EP Henry.



Cast Stone Wall Square Fire Pit Adirondack



Rittenhouse Charlevoix; Terrace Wall Pewter Blend

Bristol Stone II Sonoran with ColorTech; Cast Stone Wall and Round Fire Pit Cut Stone Breckenridge; Belmont Caps Bluestone



PATIOS



Bristol Stone I and II Sonoran with ColorTech



Quarziti Waterfall



“It's a wonderful thing,
it's a magical thing...
it's EP Henry.”

Scan the code to hear how EP Henry
transformed their lives.



Double Sided Cast Stone Wall LedgeStone Allegheny; Belmont Caps BlueStone



Bristol Stone II Pewter Blend with ColorTech;
Cast Stone Wall Cut Stone Adirondack; Belmont Caps Bluestone

POOL DECKS



Bristol Stone II Pewter Blend with ColorTech;
6x9 Old Towne Cobble Charcoal;
Cast Stone Wall Cut Stone Adirondack

POOL DECKS



Noon Daylight




Cast Stone Wall Cut Stone Aspen



Bristol Smooth I and II Sedona with ColorTech; Bullnose Brown

POOL DECKS





Bristol Stone I and II Tucson with ColorTech; Forma Stone Sand and Charcoal;
Cast Stone Wall Cut Stone Aspen; Belmont Caps Bluestone

DRIVEWAYS



Bristol Stone I and II 3 1/4" Sedona with ColorTech; 6x9 Old Towne Cobble Pewter Blend

DRIVEWAYS



DRIVEWAYS



Bristol Stone | 3 1/8" Sonoran; 6x9 Old Towne Cobble Charcoal



ECO Cobble 6x9 Dakota Blend 90° Herringbone Pattern



WALKWAYS & STEPS



6x9 Old Cobble Harvest Blend; Cast Stone Wall Cut Stone Aspen



6x9 Old Cobble Harvest Blend; Cast Stone Wall Cut Stone Aspen



Bristol Stone Smooth I and II Phoenix;
6x9 Old Towne Cobble Charcoal



“The kids have a reason to
come outside.”

Scan the code to hear more about why they
chose EP Henry.



Bristol Stone I Pewter Blend with ColorTech; Belmont Stair Treads
and Caps Bluestone; Cast Stone Wall Cut Stone Adirondack

WALKWAYS & STEPS



Bristol Stone I Sonoran with ColorTech; Forma Charcoal and Sand border



Bristol Stone I Sonoran with ColorTech; 6x9 Old Towne Cobble Charcoal



Bristol Stone Smooth I Phoenix with ColorTech; 6x9 Smooth border Brown



Bristol Stone I Sedona with ColorTech; 6x9 Old Towne Cobble Brown, Bullnose Brown;
Cast Stone Wall Cut Stone Breckenridge; Belmont Caps Brownstone

WALLS





“The EP Henry Cast Stone Wall had the most authentic look.”

Scan the code to hear more about why they chose EP Henry.




Cast Stone Wall LedgeStone Allegheny; Belmont Caps Bluestone




Cast Stone Wall Cut Stone Adirondack; Belmont Stair Treads and Caps Bluestone

WALLS



Coventry Wall III Pewter; Split Caps Charcoal; Coventry Fire Pit Kit Pewter Blend



Cast Stone Wall Cut Stone Aspen



Cast Stone Wall Cut Stone Aspen,
Belmont Caps Bluestone

OUTDOOR LIVING





“The Cast Stone Wall is not only functional, but the aesthetics are amazing.”

Scan the code to hear more about why they chose EP Henry.



Double Sided Cast Stone Wall LedgeStone Allegheny



Cast Stone Wall LedgeStone Allegheny


OUTDOOR LIVING




Bristol Stone II Pewter Blend with ColorTech;
Cast Stone Wall Cut Stone Adirondack



Coventry Wall III 3" and 6" Dakota Blend; Universal Caps Dakota Blend
Bristol Stone I Sonoran with ColorTech; Old Towne Cobble 6 x 9 Brown



Bristol Stone Smooth I and II Phoenix with ColorTech;
Forma Stone Charcoal Border; Bullnose Charcoal





Bristol Stone I Pewter Blend;
6 x 9 Old Towne Cobble Charcoal Border;
Cast Stone Wall Square Fire Pit Kit Adirondack



Trilogy Pewter Blend with ColorTech

EP Henry's Premiere Collection encompasses our best-selling Bristol Stone line and Mirage Porcelain slabs. The Bristol Stone line is available with ColorTech, our proprietary integral sealer that is baked into the paver. ColorTech Pavers provide next-level durability, unparalleled color richness and enhanced protection from spills, stains and UV rays. Our Belmont line of caps and stair treads incorporates a similar technology to save the time and expense of topical sealing.

PORCELAIN LEGEND

- 

v1
UNIFORM
APPEARANCE
- 

v2
SLIGHT
VARIATION
- 

v3
MODERATE
VARIATION
- 

v4
SUBSTANTIAL
VARIATION
- 

LOW SOLAR HEAT
ABSORPTION



Resists staining



Reduces UV ray fading



Improves acid rain protection



“EP Henry’s ColorTech technology actually works.”

Scan the code to hear about why this couple loves ColorTech.



Note: ColorTech cannot be produced in winter temperatures which could impact availability at certain times.

PREMIERE PAVER COLLECTION



Bristol Stone I and II Sonoran with ColorTech

BRISTOL STONE[®]

PAVER / 60MM / 80MM[‡]



Bristol Stone I and II Tucson with ColorTech;
6x9 Old Towne Cobble Charcoal and Forma Sand border

*All colors offered with or without ColorTech. *Premium color Enlarged swatches on pages 80-81*



Pewter Blend ‡



Sedona*



Sonoran*



Tucson*



Bristol Stone II Sonoran; 6 x 9 Old Towne Cobble Charcoal border

 These units are 2 3/8" thick and are not suitable for vehicular use.



A



B



C



D



E



F

CUBE 1

	A	B	C
Size (WxL)	7 3/4" x 7 3/4"	7 3/4" x 11 3/4"	11 3/4" x 11 3/4"
PCS PER CUBE	40	80	40
SQ FT PER CUBE	107		
LBS PER CUBE	3,150		

CUBE 2

	D	E	F
Size (WxL)	11 3/4" x 15 5/8"	15 5/8" x 15 5/8"	15 5/8" x 19 5/8"
PCS PER CUBE	20	20	20
SQ FT PER CUBE	102		
LBS PER CUBE	2,900		

‡Available in 3 1/2" Pewter Blend Cube I with ColorTech only

BRISTOL STONE[®] SMOOTH PAVER / 60MM



Bristol Stone Smooth I and II Phoenix with ColorTech

All colors offered with or without ColorTech. *Premium color Enlarged swatches on pages 82-83



Pewter Blend



Phoenix*



Sedona*



Sonoran*



Tucson*



Bristol Stone Smooth II Pewter Blend with ColorTech

 These units are 2 3/8" thick and are not suitable for vehicular use.



A



B




C



D



E



F


CUBE 1

	A	B	C
Size (WxL)	7 3/4" x 7 3/4"	7 3/4" x 11 3/4"	11 3/4" x 11 3/4"
PCS PER CUBE	40	80	40
SQ FT PER CUBE	107		
LBS PER CUBE	3,150		

CUBE 2

	D	E	F
Size (WxL)	11 3/4" x 15 5/8"	15 5/8" x 15 5/8"	15 5/8" x 19 5/8"
PCS PER CUBE	20	20	20
SQ FT PER CUBE	102		
LBS PER CUBE	2,900		

Note: *6x9 Border is available only in ColorTech Brown and Charcoal



G

6X9 BORDER†

	G
Size (WxL)	61/4" x 97/16"
pCS per sf	2.4
sf per cube	124
PCS PER CUBE	300
sf per band	25
lbs per cube	3,331



Brown Accent*



Charcoal Accent*



PERMEABLE
OPTION

*with larger joints, proper
base and joint material.*

TRILOGY™

PAVER / 60MM



Trilogy Pewter Blend

Trilogy only available in ColorTech.

Enlarged swatches on page 84



Pewter Blend



Tucson



Trilogy Tucson; Cast Stone Wall Aztec; Bullnose Brown; Belmont Caps Brownstone

 These units are 2 $\frac{3}{8}$ " thick and are not suitable for vehicular



A

B


C

Size (WxL)	6 $\frac{1}{2}$ " x 13"	13" x 13"	13" x 19 $\frac{1}{2}$ "
PCS PER CUBE*	30	30	30
SF PER CUBE	105*		
LBS PER CUBE	2,940		

*The number of pieces for each size may vary slightly but the SF per cube will be 105

VERONA™

STONE FINISH / 20MM




Verona Platinum

MIRAGE
Porcelain. Design. Sustainability.

**Special Order*



v3
MODERATE
BLUE STONE
VR 01 ST



v3
MODERATE
PLATINUM
VR 04 ST



v3
MODERATE
TAOS*
VR 02 ST



v4
HIGH
YUKON
VR 03 ST



Verona Yukon



24" x 24"




UNICO
Bullnose Coping

13" x 24"

***Unico only available in Blue Stone*

QUARZITI 2.0

STONE FINISH / 20MM



Quarziti Glacier with Unico Stair Tread

MIRAGE
Porcelain. Design. Sustainability.



GLACIER
QR 01 NAT



MOUNTAINS
QR 02 NAT



RIVER
QR 04 NAT



WATERFALL
QR 03 NAT



Quarziti Glacier



SIZE (WxL)	24" x 24"
PCS PER CUBE	60
SQ FT PER CUBE	232.5
LBS PER CUBE	2,160



Special Order

SIZE (WxL)	18" x 36"
PCS PER CUBE	54
SQ FT PER CUBE	234.9
LBS PER CUBE	2,235





UNICO
Bullnose Coping

SIZE (WxL)	13" x 23.5"
PCS PER CUBE	120
SQ FT PER CUBE	254.82
LBS PER CUBE	2,080

NOON

WOOD FINISH / 20MM



Noon Ember

MIRAGE
Porcelain. Design. Sustainability.



DAYLIGHT
NN 01 ST



EMBER
NN 02 ST



HONEY
NN 03 ST



Noon Daylight



SIZE (WxL)	8" x 48"
PCS PER CUBE	60
SQ FT PER CUBE	151.8
LBS PER CUBE	1,415



Special Order

SIZE (WxL)	12" x 48"
PCS PER CUBE	72
SQ FT PER CUBE	279
LBS PER CUBE	2,664




UNICO
Bullnose Coping

SIZE (WxL)	13" x 23.5"
PCS PER CUBE	120
SQ FT PER CUBE	254.82
LBS PER CUBE	2,080


GLOCAL

CONCRETE FINISH / 20MM



Glocal Clear

MIRAGE
Porcelain. Design. Sustainability.



CLASSIC
GC 05



CLEAR
GC 01



IDEAL
GC 03



Glocal Clear with Ideal border



SIZE (WxL)	24" x 24"
PCS PER CUBE	60
SQ FT PER CUBE	232.5
LBS PER CUBE	2,160



SIZE (WxL)	24" x 48"
PCS PER CUBE	35
SQ FT PER CUBE	271.25
LBS PER CUBE	2,621



UNICO
Bullnose Coping

SIZE (WxL)	13" x 23.5"
PCS PER CUBE	120
SQ FT PER CUBE	254.82
LBS PER CUBE	2,080

BRICK STONE



PAVER / 60MM / 80MM




Brick Stone Pewter Blend with Charcoal border

Enlarged swatches on page 85



Available in 3/8" thickness by special order.

SIZE (WxL)	3 ¹⁵ / ₁₆ " x 7 ⁷ / ₈ "
PCS PER SF	4.5
SF PER CUBE	120
PCS PER CUBE	540
SF PER BAND	20
LBS PER CUBE	3,207



Autumn Blend



Charcoal



Pewter Blend

OLD TOWNE COBBLE™

PAVER / 60MM



Old Towne Cobble Harvest Blend



SQUARES



RECTANGLES

	SQUARES	RECTANGLES
SIZE (WxL)	6¼" x 6¼"	6¼" x 9⅞"
PCS PER SF	3.7	2.4
SF PER CUBE	113	124
PCS PER CUBE	420	300
SF PER BAND	16	25
LBS PER CUBE	3,198	3,479

* Available in 6 x 9 only. Enlarged swatches on page 85



Brown*




Charcoal



Dakota Blend



Harvest Blend



Pewter Blend

RITTENHOUSE™



PAVER / 60MM



Rittenhouse Charlevoix

Enlarged swatches on page 84

RITTENHOUSE CUBE 1



	A	B	C
SIZE (WxL) <i>Units shown 2 1/8" thick.</i>	4 3/8" x 8 3/4"	8 3/4" x 8 3/4"	8 3/4" x 13 3/16"
PCS PER CUBE	120	50	60
SF PER CUBE	107.7		
LBS PER CUBE	3,150		



Charlevoix



Sandy Beach

ECO™ COBBLE®

PERMEABLE PAVER / 60MM



ECO Cobble 6x9 Dakota Blend



Dakota Blend



Pewter Blend



SQUARES



RECTANGLES

	SQUARES	RECTANGLES
SIZE (WxL)	6¼" x 6¼"	6¼" x 9⅞"
PCS PER SF	3.7	2.4
SF PER CUBE	94.5	102
PCS PER CUBE	350	250
SF PER BAND	13.5	20.4
LBS PER CUBE	2,500	2,800



Single Sided Cast Stone Wall Aztec
SHOWN IN LEDGESTONE PROFILE



Double Sided Cast Stone Wall Aspen
SHOWN IN CUT STONE PROFILE

LEDGESTONE



Its linear, irregular shapes and sizes create a natural, rugged appeal.

CUT STONE



The sophisticated look of expertly cut and fitted stone from the quarry.

The **Cast Stone Wall Collection** comes in two stone profiles: **Cut Stone** and **Ledgestone**, both of which are available in the same wall systems and using the same simple “Lego-like” installation methods.

A Premium Natural Stone Look Without the Cost Premium

Cast Stone Wall is far and away the most popular premium wall system in the market. Why? Because it is the successful marriage of two technologies—dry-cast concrete block and manufactured stone veneer (MSV). The result is a dry-stack wall system that looks like natural stone at a fraction of the price.

In the past, there were two ways to achieve a “stone-look” wall, both very labor intensive:

- Hand selecting and fitting irregular, quarried stone pieces together OR
- Building a concrete block wall and then mortaring veneer stone pieces to the face

Labor in these cases comprises up to 90% of the overall wall cost. Cast Stone Wall cuts that labor cost by as much as 60% .

CAST STONE WALL COLLECTION




Single Sided Cast Stone Wall RETAINING



Double Sided Cast Stone Wall FREESTANDING



Cast Stone Wall Face Shells VENEER



Fire Pit Kits SQUARE & ROUND

CAST STONE WALL

SINGLE SIDED

CUT STONE



Adirondack



Aspen



Breckenridge

LEDGESTONE



Allegheny



Aztec



Cast Stone Wall Single Sided Ledgestone Aztec

Enlarged swatches on pages 86-87



All units are 6" high.

*Shown here in
Cut Stone Profile.*

	STRETCHER	CORNER
SIZE (LxD)	16" x 12"	16" x 8"
SF PER CUBE	40	16
PCS PER CUBE	60	24
LBS PER PIECE	50‡	34
LBS PER CUBE	3,046‡	885

‡Ledgestone is 51 lbs per piece; 3,106 lbs per cube for full cube.

NOTES

- Maximum wall height is 48" without geogrid.
- Minimum radius for outside curves is 35 3/4" (from back of block)
- Use Terrace Wall stretcher block for footer course
- Depth will vary due to the random thickness of the face shell
- Cube weight may vary +/- 3 lbs
- 1.5 units = 1 sf of wall face

CAST STONE WALL

DOUBLE SIDED



Cast Stone Wall Double Sided Ledgestone Allegheny

CUT STONE



Adirondack



Aspen



Breckenridge

LEDGESTONE



Allegheny



Aztec

Enlarged swatches on pages 86-87

All units are 6" high.
Shown here in Cut Stone Profile.

A & B Stretchers sold together in one cube.

WALL	A	B	C
SIZE (LxD)	6" x 7"±	10" x 7"±	16" x 7"±
SF PER CUBE	9	30	
PCS PER CUBE	27	27	90
LBS PER PIECE	12	22	40±
LBS PER CUBE	967	3,646±	

A + B = 2-Piece Corner Unit

A & B Stretchers sold together in one cube.

2-PC CORNER UNIT	A	B
SIZE (LxD)	8" x 8"	16" x 6"
PCS PER CUBE	24	24
LBS PER CUBE	1,579	

This unit is 4" high.

FOOTER BLOCK	
SIZE (LxD)	11 ⁵ / ₈ " x 15 ⁵ / ₈ "
PCS PER CU	72
LF PER CUBE	93.8
LBS PER PC	56
LBS PER CUBE	4,032

NOTES

- 6" unit = .25 sf
- 10" unit = .42 sf
- Maximum unreinforced wall height for free-standing walls is 24"

± Depth will vary due to the random thickness of the shell.
‡ Cut Stone is 39 lbs per piece and 3,490 lbs per cube.

CAST STONE WALL

FACE SHELLS

CUT STONE



Adirondack



Aspen



Breckenridge

LEDGESTONE



Allegheny



Aztec

ONE LOOK. MANY APPLICATIONS.

Cast Stone Wall Face Shells are crafted to seamlessly blend with our Cast Stone Wall Collection and can be used on kitchens, fireplaces, custom fire pits, house façades and more.



Cast Stone Wall Face Shells Cut Stone Aspen

Enlarged swatches on pages 86-87



MATCHING FIRE PIT KITS

See page 70



**CUT STONE RANDOM
STRETCHER**



**LEDGESTONE
STRETCHER**



**CUT STONE RANDOM
CORNER**



**LEDGESTONE
CORNER**

SIZE	CUT STONE RANDOM STRETCHER	LEDGESTONE STRETCHER	CUT STONE RANDOM CORNER	LEDGESTONE CORNER
SIZE	All units are 6" high. 16" x 1"	16" x 1 1/4" – 2 1/4"‡	12" x 1" (with 4" return)	16" x 1 1/4" – 2 1/4"‡ (with 8" return)
SF PER HANDY PACK	12	12	8 LF	3 LF
PCS PER HANDY PACK	18	18	16	6
LBS PER PIECE	6.6	8	6.9	10.3
LBS PER HANDY PACK	119*	144	110*	62

*Cube weight may vary +/- 3 lbs. ‡ Ledgestone depth varies 1 1/4" – 2 1/4"

ENGLISH GARDEN

WALL



English Garden Wall Gray



Gray



Harvest Blend

Enlarged swatches on page 88

**RECTANGULAR****TAPERED**

SIZE <i>All units are 4" high.</i>	11 ⁵ / ₈ " x 8"	11 ⁵ / ₈ " / 9" x 8"
PCS PER SF	3	3
SF PER CUBE	40	40
PCS PER CUBE	120	120
LBS PER PIECE	29	26
LBS PER CUBE	3,518	3,129


FORMULAS/NOTES

- 3 pieces = 1 SF of wall face
- Minimum inside radius = 22" (from back of block)
- Maximum wall height = 20" (5 courses) under ideal conditions
- This wall system is not designed to build 90° corners
- This product is designed for planter and garden wall applications only

Mid-Height Wall Collection

COVENTRY[®] WALL III

Coventry Wall III is a versatile wall system, suitable for both Free-Standing & Single-Sided Wall applications.




3" & 6" Coventry Wall III Dakota Blend

Enlarged swatches on page 89



Dakota Blend



Pewter Blend

NOTES


- Maximum unreinforced wall height is 33"
- Coventry Wall III comes with splittable units to create corners: One 16" unit per layer is solid with no channels.
- Two pins/block needed (except under cap)
- For Coventry Wall III, the tightest radius possible using only the 10" and 6" long units is 33½". Using all sizes, the tightest possible radius is 48" to the back of the block



6" Coventry Wall III Pewter Blend

Also available in 3" high

6" HIGH CUBE



	A	B	C
SIZE (LxD)	8/6" x 10"	10/8" x 10"	16/14" x 10"
SF PER CUBE		32	
PCS PER CUBE		6" = 72	
LBS PER CUBE		6" = 3,223	

Can be used in single sided or double sided Wall applications

Also available in 3" high

DOUBLE SIDED CORNER



	6"
SIZE (LxD)	16" x 10"
PCS PER SF	1.5
SF PER CUBE	40
PCS PER CUBE	60
LBS PER PIECE	74
LBS PER CUBE	4,426

SINGLE SIDED CORNER



	6"
SIZE (LxD)	14" x 8"
PCS PER SF	1.7
SF PER CUBE	44
PCS PER CUBE	75
LBS PER PIECE	51
LBS PER CUBE	3,829

BASE BLOCK



	18/17" X 10"
SIZE (LxD)	18/17" X 10"
PCS PER CUBE	45
LF PER CUBE	67.5
LBS PER CUBE	3,870


TERRACE WALL®



Dakota Blend



Harvest Blend




Pewter Blend



Terrace Wall Dakota Blend

Enlarged swatches on page 88 See pages 66-69 for cap options.

**TERRACE WALL****STRETCHER****CORNER**

SIZE (LxD) *All units are 6" high.*

16" x 12"

16" x 8"

PCS PER SF

1.5

1.5

SF PER CUBE

48

72

PCS PER CUBE

72

108

LBS PER PIECE

51

45

LBS PER CUBE

3,665

4,838

FORMULAS/NOTES

- 1.5 pieces = 1 sf of wall face
- Minimum outside radius = 35¾" (from back of block)
- Maximum unreinforced wall height = 48" (without geogrid)

SPECIAL ORDER


VERTICA™



Dakota Blend




Harvest Blend



Pewter Blend

Enlarged swatches on page 88 See pages 66-69 for cap options.



STRETCHER 2° batter **CORNER**

SIZE <i>All units are 8" high.</i>	18" x 11"	18" x 9"
PCS PER SF	1	1
SF PER CUBE	48	60
PCS PER CUBE	48	60
LBS PER PIECE	82	84
LBS PER CUBE	4,141	5,010

FORMULAS/NOTES

- 1 piece = 1 sf of wall face
- Minimum outside radius = 48" (from back of block)
- Maximum unreinforced wall height is 48" (without geogrid)




AB[®] WALL



Dakota Blend



Pewter Blend



AB Wall Dakota Blend

Enlarged swatches on page 88 See pages 66-69 for cap options.



	CLASSIC	CORNER	CAP
SIZE <i>All units are 8" high.</i>	18" x 12"	16" x 8"	4" x 17½" x 12"
PCS PER SF	-	-	-
SF PER CUBE	40	-	-
PCS PER CUBE	40	36	56
LBS PER PIECE	-	-	-
LBS PER CUBE	3,160	2,376	3,136

DIAMOND PRO[®]




Diamond Pro Dakota Blend



Dakota Blend



Harvest Blend



Pewter Blend

Enlarged swatches on page 88 See pages 66-69 for cap options.



STRETCHER



CORNER

SIZE <i>All units are 8" high.</i>	18" x 11½"	18" x 9"
PCS PER SF	1	1
SF PER CUBE	48	60
PCS PER CUBE	48	60
LBS PER PIECE	80	84
LBS PER CUBE	3,840	5,010

FORMULAS/NOTES


- 1 piece = 1 sf of wall face
- Minimum outside radius = 48" (from back of block)
- Maximum unreinforced wall height is 48" (without geogrid)



MARQUIS™ WALL



Dakota Blend



Pewter Blend



Marquis Wall Dakota Blend

Enlarged swatches on page 88 See pages 66-69 for cap options.



STRETCHER



CORNER



**3" UNIVERSAL
DOUBLE FACE CAP**

SIZE <i>All units are 6" high.</i>	16" x 12"	16" x 8"	16/14" x 11 5/8"
PCS PER SF	1.5	1.5	3.2
SF PER CUBE	32	72	30
PCS PER CUBE	48	108	96
LBS PER PIECE	75	45	43.5
LBS PER CUBE	3,685	4,838	4,177




**MARQUIS WALL
HAS ITS OWN PINS
WHICH MUST BE
USED FOR PROPER
INSTALLATION.**



MARQUIS WALL LIFTER
A heavy-duty, handy tool
that facilitates lifting and
placing units in the wall.

VERTI-BLOCK®



Verti-Block Natural



**VERTI-BLOCK CAN BE
STAINED ON SITE TO
COMPLEMENT THE EXISTING
HARDSCAPE/LANDSCAPE.**

STANDARD BLOCK

SIZE <i>Units is 24" high.</i>	48" x 36"
PIECES PER CUBE	1
SF PER PIECE	8
LBS PER PIECE	1,760



NOTE

Available in additional shapes including caps, corners, half units and more.

Wall Selector Chart

NOTE: All stated max heights are based on unreinforced design without geogrid. Many systems can be built to much greater heights with proper engineering design.

PAGE

RETAINING


- 54 TERRACE WALL
- 55 VERTICA
- 56 AB WALL
- 57 DIAMOND PRO
- 58 MARQUIS WALL
- 59 VERTI-BLOCK

FREESTANDING

- 49 DOUBLE SIDED CAST STONE WALL
- 52 COVENTRY III
- 59 VERTI-BLOCK

MID HEIGHT

- 48 SINGLE SIDED CAST STONE WALL
- 52 COVENTRY III
- 54 TERRACE WALL





WALL PRODUCTS

	WALL APPLICATION			Face Style	Solid or Hollow Core	Connection System	Maximum Unreinforced Wall Height (without geogrid)	Separate 90° Corners Available		Single or Double Sided	Wall setback/batter per course	Minimum radius for Outside Curves (measured from back of block)
	Mid Height	Freestanding	Retaining					Yes	No			
	AB Wall								Split Face			
Single Sided Cast Stone Wall				Natural Stonelike	Hollow	Adhesive	4'-0"			Single	None	35 3/4"
Double Sided Cast Stone Wall				Natural Stonelike	Solid	Adhesive	2'-6"			Double	None	33"
Coventry Wall III				Distressed Splitface	Solid	Pins	3'-6"			Single or Double	1/2" – 9°	33 1/2", 6"-10" plt 48", 16" plt
Terrace Wall				Split Face	Hollow	Rear Lip	4'-0"			Single	7/8" – 8°	35 3/4"
Marquis Wall				Split Face	Solid	Pins	4'-0"			Single	3/4" – 7°	35 3/4"
Vertica				Split Face	Hollow	Lug	4'-0"			Single	9/32" – 2° 9/16" – 4°	48"
Diamond Pro				Split Face	Hollow	Rear Lip	4'-0"			Single	1" – 7.1°	48"
Verti-Block				Natural Stonelike	Hollow	Lug	14'-0"			Single or Double	2-3/16" – 5°	13'-0"

FINISHING TOUCHES



Bristol Stone | Sonoran with ColorTech; Forma Stone Sand and Charcoal

FORMA™ STONE

PAVER / 60MM  



Forma Stone Borders Sand and Charcoal

Enlarged swatches on page 84




Brown



Charcoal



Sand



A

B

C

D

Size (WxL)	5½" x 6¼"	5½" x 7 7⁄8"	5½" x 9 3⁄8"	5½" x 11"
SF PER CUBE			106	
PCS PER CUBE			320	
LBS PER CUBE			2,780	

BULLNOSE

COPING / STEPS



Bullnose Brown

Enlarged swatches on page 85



*This unit is
2 3/8" thick*

BULLNOSE

SIZE (WxL)	6" x 12 1/2"
PCS PER LF	2
SF PER CUBE	87
PCS PER CUBE	168
SF PER BAND	29
LBS PER CUBE	2,305



Brown




Charcoal

EDGERS

CURBSTONE

EDGESTONE



Curbstone Dakota Blend



Edgestone Dakota Blend

Enlarged swatches on page 88



Dakota Blend



Pewter Blend



CURBSTONE *This unit is 9" high*

SIZE (WxL)	3 ³ / ₄ " x 8"
PCS PER CUBE	144
LBS PER CUBE	2,880

Curbstone width may vary +/- 1/2"



EDGESTONE *This unit is 8" high*

SIZE (WxL)	2 ¹ / ₂ " x 6"
PCS PER CUBE	336
LBS PER CUBE	3,360

Edgestone width may vary +/- 3/8"

BELMONT CAPS

14" DOUBLE SIDED

16" DOUBLE SIDED



A NATURAL FINISH

Belmont Caps are designed to complement the natural stone look of our Cast Stone Wall systems; however, they're a beautiful finishing touch for any project.

Belmont 14" Double Sided Bluestone



Belmont 16" Double Sided Brownstone



14" DOUBLE SIDED

SIZE (LxD) <i>This unit is 2" high.</i>	36" x 14"
PCS PER CUBE	18
LBS PER PIECE	80
LF PER CUBE	54
LBS PER CUBE	1,450



16" DOUBLE SIDED

SIZE (LxD) <i>All units are 2" high.</i>	24¼"/21¼" x 16"
PCS PER CUBE	32
LBS PER PIECE	56
LF PER CUBE	60
LBS PER CUBE	1,810



END CAP

SIZE (LxD) <i>All units are 2" high.</i>	20/18¼" x 16"
PCS PER CUBE	16
LBS PER PIECE	53
LF PER CUBE	25.5
LBS PER CUBE	850



28" x 28" PIER CAP

SIZE (LxD) <i>This unit is 3" high.</i>	28" x 28"
PCS PER CUBE	4
LBS PER PIECE	175
LBS PER CUBE	700

PIER CAP




Belmont Pier Cap Bluestone

STAIR TREAD / CAP



Belmont Stair Tread Bluestone

**BELMONT STAIR TREAD/CAP**

SIZE (LxD) <i>This unit is 2" high.</i>	52" x 13" (nominal)
PCS PER CUBE	18
LF PER CUBE	78
LBS PER PIECE	104
LBS PER CUBE	1,872



Bluestone



Brownstone



All Belmont products come with a factory-applied sealer that enhances color and resists stains.

SPLIT & AGED

CAPS




Charcoal



Dakota Blend



Harvest Blend



Pewter Blend

Swatches depicted are for Caps only.

Shown in split finish



Split Cap Charcoal

Enlarged swatches on page 88



**DIAMOND PRO/
MARQUIS**

This unit is 4" high

SIZE (LxD)	18" x 12"
PCS PER SF	2
LF PER CUBE	90
PCS PER CUBE	60
LBS PER PIECE	72
LBS PER CUBE	4,317



TERRACE WALL

All units are 3" high

SIZE (LxD)	16" x 12"	16/14" x 11 ⁵ / ₈ "
PCS PER SF	3	3.2
LF PER CUBE	128	120*
PCS PER CUBE	96	96
LBS PER PIECE	47	44
LBS PER CUBE	4,555	4,177




RECTANGULAR


UNIVERSAL

BELMONT STEPS

CHILTON CHISELED STEPS



Belmont Chilton Chiseled Bluestone



Bluestone



CHILTON CHISELED*

SIZE (LXD) *This unit is 6" high* 47½" X 15"

LBS PER PIECE 233

LBS PER CUBE 700

PCS PER CUBE 3

*Chilton Chiseled Finish Step is available finished on 1 or 3 sides.

Fire Pit Kits



COVENTRY[®]


FIRE PIT KITS



Dakota Blend



Harvest Blend



Pewter Blend



Coventry Fire Pit Kit Pewter Blend

Enlarged swatches on page 89



COVENTRY FIRE PIT KIT

23" high including cap
48" outside diameter
30 1/2" inside diameter

UNITS	--
LBS PER PC	--
PCS PER CUBE	112
LBS PER CUBE	2,830

FIRE PIT KIT INCLUDES

- Wall blocks
- Caps
- Installation guide
- 34" dia. copper bowl
- 24" dia. grate for wood burning
- 36" dia. cooking grate
- Poker
- Retractable metal mesh dome

ALTERNATE OPTION LOW-SMOKE INSERT KIT

Kit includes 2-piece insert & lid. Grill attachment optional

see pg. XX



CAST STONE WALL

FIRE PIT KITS



Cast Stone Fire Pit Kit Aspen



Cast Stone Fire Pit Kit Aztec

CUT STONE



Adirondack



Aspen



Breckenridge

LEDGESTONE



Allegheny



Aztec

Enlarged swatches on pages 86 - 87



SQUARE FIRE PIT KIT

20" high including cap
50" x 50" outside diameter

UNITS	-
LBS PER PC	-
PCS PER CUBE	36 block + 4 caps
LBS PER CUBE	1,780

SQUARE FIRE PIT KIT INCLUDES

- Wall blocks & Caps
- 1 steel insert (black)
- Stainless steel flange collar
- 1 grate
- Installation guide



ROUND FIRE PIT KIT

20" high including cap
48" outside diameter
30 1/2" inside diameter

UNITS	-
LBS PER PC	-
PCS PER CUBE	54 block + 4 caps
LBS PER CUBE	1,126

ROUND FIRE PIT KIT INCLUDES

- Wall blocks
- Caps
- Installation guide
- 34" dia. copper bowl
- 24" dia. grate for wood burning
- 36" dia. cooking grate
- Poker
- Retractable metal mesh dome

ALTERNATE OPTION LOW-SMOKE INSERT KIT

Kit includes 2-piece insert & lid. Grill attachment optional



NOTE: Blocks are not fire-rated. Do not burn fires without protective bowl or other fire-rated insert. Do not overfill the bowl. Firewood should be contained within the closed spark screen, if applicable.

ISOKERN Outdoor Living Systems

- PIZZA OVENS
- FIREPLACES
- OUTDOOR KITCHENS



Cast Stone Wall Face Shells Cut Stone Adirondack

ISOKERN & EP HENRY'S CAST STONE WALL FACE SHELLS

All Isokern fireplaces, pizza ovens and modular kitchen kits can be made “personally” yours by customizing it with EP Henry’s Cast Stone Wall Face Shells, the closest match to real stone at a fraction of the cost.

ISOKERN FIREPLACES



ISOkern Magnum Fireplace with Cast Stone Wall Face Shells Cut Stone Aspen



ISOkern Magnum Fireplace with Cast Stone Wall Face Shells and Double Sided Cast Stone Wall Ledge Stone Aztec

EARTHCORE ISOKERN MODULAR FIREPLACES



For over 25 years, Earthcore's Isokern Systems have been the leader in safe, lightweight, easy to install fireplace systems and are backed by a Lifetime Warranty against manufacturer defects.

The Standard series comes in 36", 42" and 46" openings.

The Magnum series comes in 36", 42" and 48" openings.

Please visit the products section of our website for more information on Isokern Fireplaces.

Isokern Outdoor Living Systems

ISOPANEL MODULAR KITCHENS




ISOPanel Kitchen with Cast Stone Wall Face Shells Cut Stone Aspen

Isokern has streamlined the construction of building the classic culinary outdoor kitchen for quick assembly. Using our Isokern Panels and Clips, building a beautiful, durable and practical outdoor kitchen is easier than ever. The IsoPanels will also support the Iso'ven for added options to construction.



ISOKERN PANELS

- **Dimensions per panel:**
24" w x 34" h x 3" d
- Each panel weighs only 100 lbs, so they're easily moved when assembling your new outdoor kitchen components.



CLIPS

- **Use:** Slide the appropriate clip over the junction of 2 adjacent panels for holding them together while the mortar is applied.
- **Options:** A. Straight B. 90° C. 45° D. T clip.

ISO'VEN

WOOD BURNING PIZZA OVENS



There's nothing better than a real wood burning oven. Introducing the Earthcore Iso'ven Wood Burning Oven, the user-friendly, remarkably affordable outdoor wood burning pizza oven made from our exclusive volcanic material. Created for easy installation, the quick-fire Iso'ven heats up to 800 degrees in an hour. The Iso'ven Wood Burning Pizza Oven comes with everything you need to get started. Perfect for 12" pizza, bread, wings and more. Includes: Proprietary Oven Liner, Refractory Mortar, Cooking Surface, Thermometer and Starter Fire Kit.



30 5/8" x 9" x 23"
90 lbs

OPTIONAL HOOD:

If you prefer a flue, we offer a hood for Iso'ven designs, giving you the freedom to finish it in your own personal style.

22" x 53" x 43"
1,100 lbs





31 1/2" x 53" x 28"
850 lbs

TABLETOP OVEN WITH OPTIONAL STORAGE SPACE

Fires strengthen the bonds between friends and family. Recognizing this, Earthcore developed the ideal companion for your Iso'ven Wood Burning Pizza Oven — our Table Top Oven with Optional Storage Base. Adding a new dimension to backyard dining, it allows you to choose the height of your Iso'ven in relation to the rest of your outdoor kitchen or living space.

OPTIONAL STORAGE:

Ample room for wood, pizza peels, aprons, cooking tools and more.



COMMON BORDER STYLES




Soldier Border (side by side)

This is achieved when laying rectangular shaped pavers perpendicular to the field

Sailor Border (end to end)

This is achieved when laying pavers parallel to the field

Or create a custom border by mixing up styles and sizes.



TIMELESS & TRENDING




Trilogy Tucson; 6x9 Old Towne Cobble Brown border

Color Palette




EP Henry's color offering for pavers and walls represent the most popular and natural looking colors on the market. We have carefully designed this color palette to allow the greatest flexibility in creating matching, complementary and/or contrasting combinations to customize your outdoor hardscaping design to your own unique taste. The following pages offer larger swatches of our most popular colors to provide a better glimpse of the texture and color range. It is always recommended, however, that final color selection be made from physical product samples.

PAVER COLOR RANGE



WALL COLOR RANGE





Pewter Blend



Sedona



Sonoran



Tucson



Pewter Blend



Sedona



Sonoran



Tucson



Pewter Blend



Phoenix




Sedona



Sonoran



Tucson







Brown



Charcoal



Sand

RITTENHOUSE™



Charlevoix



Sandy Beach

TRILOGY™




Pewter Blend




Tucson

BRICK STONE



Autumn Blend



Charcoal




Pewter Blend

OLD TOWNE COBBLE™



Dakota Blend




Pewter Blend



Charcoal



Brown




Allegheny




Aztec



Adirondack



Aspen



Breckenridge

CAST STONE WALL COLLECTION

The industry's best-selling
premium wall system

Our Cast Stone Walls come in a versatile
range of colors that complement any outdoor
space and are easy to install.

SINGLE
SIDED
p. 48

DOUBLE
SIDED
p. 49

FACE
SHELLS
p. 50

FIRE PIT
KITS
p. 71



Charcoal*



Dakota Blend



Harvest Blend



Pewter Blend

SPLIT WALL SYSTEMS

English Garden Wall p. 51

Terrace Wall™ p. 54

Vertica™ Wall p. 55

AB® Wall p. 56

Diamond Pro® Wall p. 57

Marquis Retaining Wall p. 58



Dakota Blend



Pewter Blend



INSTALLATION, RESTORATION & PROTECTION



JOINTING PRODUCTS



The smart choice for everyday installations



High-performance, the only real no haze, no dust alternative



No compaction – true alternative to mortar, stone dust and polymeric stone dust



Multi-weather jointing compound

STAIN REMOVERS



Organic stain remover



Paint, tar & rubber stain remover



Rust stain remover



Dirt & grease stain remover



Pro-grade oil & grease remover

ADHESIVES



Hardscape foam adhesive



Vertical hardscape adhesive

CLEANERS



Paver restorer removes haze created by some polymeric sands



Paver Prep dislodges efflorescence and ground-in dirt

SEALERS



Natural color with matte finish



Enhanced color with matte finish



Natural color with satin finish



Enhanced color with gloss finish



SNAP EDGE PAVER RESTRAINT
LOW PROFILE PAVER RESTRAINT
PERMEDGE FOR PERMEABLE
PAVER INSTALLATIONS
ADHESIVES



SLEEVE-IT

by STRATA

STRATA® RETAINING WALL
FENCE SYSTEM



TENSAR® UNIAXIAL HDPE GEOGRIDS


HARDSCAPE & LANDSCAPE LIGHTING SOLUTIONS

PAVER LIGHTS for Walkways

Available in black or modern gray finish



6", 8" & 9" Paver Lights



Gray finish utilizes a white bulb

HARDSCAPE LIGHTS for Steps & Walls

Available in black, bronze or modern gray finish



7" Hardscape Light



NEW Color Changing Bulb Option
Also available in other select products



LOW VOLTAGE PATHWAY LIGHTS for Pathways, Patio Edges & Flower Beds

Available in black or bronze finish




Traditional Path Light



Classic Path Light



Modern Path Light



ACCENT/SPOT LIGHTS for Plants, Trees, Houses & Landscape Features

Available in black or bronze finish



Traditional Accent Light



High Power Accent Light



Wall Wash Light

PILLAR LIGHTS for Pillars & Columns



Traditional Pillar Light



Modern Pillar Light



Noble Pillar Light
Color changing bulb available



LOW SMOKE INSERT
for round fire pit kits


Snuffer Lid (Included)

26"



Internal Piece with Perforated Floor


24"



Height 15"

Outside Flange Diameter

35"



Height 15"

CONNECTICUT

WETHERSFIELD

Cedar Mountain Stone & Mulch
1943 Berlin Turnpike
Wethersfield, CT 06109
860-563-9200

DELAWARE

NEW CASTLE

A. H. Angerstein, Inc
315 New Road
Wilmington, DE 19805
302-996-3500
angersteins.com

Best Materials, LLC
5093 Summit Bridge Road
Middletown, DE 19709
302-378-1231
bestgardencenterde.com

SUSSEX

Parker Block Co.
30243 Millsboro Highway
Millsboro, DE 19966
302-934-9237
parkerblock.com

Trenton Block & Hardscape Supply Delaware

701 Federal Street
Milton, DE 19968
302-684-0112
mytrentonblock.com

MARYLAND

ALLEGANY

Ebyland, LLC
12702 Ali Ghan Road NE
Cumberland, MD 21502
301-722-0043
ebyland.com

ANNE ARUNDEL

BuilderUp Division Of Chaney Enterprises

2015 Industrial Drive
Annapolis, MD 21401
410-257-3400
builderup.com

Ernest Maier

95 Stahl Point Road
Curtis Bay, MD 21226
410-424-0954
emcoblock.com

Gomoljak Block/Ernest Maier

1841 McGuckian Street
Annapolis, MD 21401
410-263-6744
emcoblock.com

BALTIMORE

Glyndon Gardens, LLC

205 Hanover Pike
Reisterstown, MD 21136
410-833-2791
glyndongardens.com

Harting and Sons Building Supplies

2917 Hammonds Ferry Road
Baltimore, MD 21227
410-242-0260
hartingandsons.com

Wirtz & Daughters Landscape Supply

12140 Pulaski Highway
Joppa, MD 21085
410-679-6700
wirtzanddaughters.com

CALVERT

BuilderUp Division Of Chaney Enterprises

1925 Skinners Turn Road
Owings, MD 20736
410-257-3400
builderup.com

CHARLES

BuilderUp Division Of Chaney Enterprises

12130 Acton Lane
Waldorf, MD 20601
410-257-3400
builderup.com

FREDERICK

Frederick Brick Works

1731 Monocacy Boulevard
Frederick, MD 21701
301-662-1153

Irwin Stone

275 Interstate Circle
Frederick, MD 21704
301-663-6455
irwinstone.com

KENT

Gillespie & Son

100 Dixon Drive
Chestertown, MD 21620
410-778-0900
gillespieandson.com

MONTGOMERY

Ernest Maier

14 Chestnut Street
Gaithersburg, MD 20877
800-627-8775
emcoblock.com

Jack T. Irwin Stone

601 East Gude Drive
Rockville, MD 20850
301-762-5800
irwinstone.com

PRINCE GEORGE'S

Ernest Maier

4700 Annapolis Road
Bladensburg, MD 20710
301-927-8300
emcoblock.com

TALBOT

Paul T. Ewing

9353 Ocean Gateway
Easton, MD 21601
410-822-3496

WASHINGTON

Sunny Meadows

7437 Sharpsburg Pike
Boonsboro, MD 21713
301-432-2327

MICHIGAN

WAYNE

Carefree Lawn Center & Landscape Supply

2805 Van Horn Road
Trenton, MI 48183
734-675-4745

NEW JERSEY

ATLANTIC

Atlantic Masonry Supply, Inc

6422 Black Horse Pike
Egg Harbor Twp., NJ 08234
609-909-9292
atlanticmasonrynj.com

Site One Landscape Supply (Wholesale Only)

716 White Horse Pike
Hammonton, NJ 08037
609-561-1777

Stoneworld Landscape Center

1333 Doughty Road
Egg Harbor Twp., NJ 08234
609-646-2200

BERGEN

Bergen Brick, Stone & Tile

685 Wyckoff Avenue
Wyckoff, NJ 07481
201-891-3500
bergenbrick.com

Hi-Way Block & Patio

147 N. 5th Avenue
Saddle Brook, NJ 07663
201-880-8473

Silver Mason Supply

39 West Forest Avenue
Englewood, NJ 07631
201-568-1140

Stone Brook Garden Center

451 Market Street
Saddle Brook, NJ 07663
201-880-1030

Stone Tek Mason Supply, LLC

8 Muller Road
Oakland, NJ 07436
201-644-7790

BURLINGTON

Alenco Fence & Supply Co.

167B Route 70
Medford, NJ 08055
609-654-6060
alencofence.com

G. W. Lippincott, Inc

63 Washington Street
Mt. Holly, NJ 08060
609-267-1803
lippincottsupply.net

Herman's Landscape Supply

181 Jacobstown-Cookstown Road
Wrightstown, NJ 08562
609-758-3808
hermanslandscapesupply.com

Mershon Concrete

5251 US Highway 130 South
Bordentown, NJ 08505
609-298-2150
mershonconcrete.com

CAMDEN

Chick's Block Co.

10 N. Lakeview Drive
Gibbsboro, NJ 08026
856-783-1786
chicksblockco.com

Wharton Landscape Supplies

2324 Columbia Avenue
Atco, NJ 08004
856-768-2505
whartonlandscapesupplies.com

CAPE MAY

Action Supply

1413 Old Stagecoach Road
Seaville, NJ 08230
609-390-0663
actionsupplynj.com

Beaver Supply

18 Diamond Road
Rio Grande, NJ 08242
609-886-2000

CUMBERLAND

Kennedy Concrete, Inc

1969 South East Avenue
Vineland, NJ 08360
856-692-8650
kennedyconcretenj.com

R. E. Cummines

67 Chestnut Avenue
Vineland, NJ 08360
856-691-4040
recummines.com

R&G Landscape Supply

496 Landis Avenue
Bridgeton, NJ 08302
856-451-0948
rglandscapesupply.com

ESSEX

Structural Stone Company, Inc

323 US-46
Fairfield, NJ 07004
973-227-0500

GLOUCESTER

FJF Landscape Supply, Inc

1964 North Black Horse Pike
Williamstown, NJ 08094
856-740-1445
fjflandscapesupply.com

Frank J. Fazio & Sons, Inc

458 Elwood Avenue
Pitman, NJ 08071
856-589-3760
fazioconcrete.com

Garoppo Stone & Garden Center

1200 Harding Highway (Route 40)
Newfield, NJ 08344
856-697-4444
garoppo.com

Peach Country Tractor

749 Mullica Hill Road
Mullica Hill, NJ 08062
856-589-3953

GLOUCESTER (CONT'D)

Rock Products, Inc
1675 Crown Point Road
Thorofare, NJ 08086
856-848-7934
rockproductsinc.com

HUDSON

Bella Vista Supply
800 Passaic Avenue
East Newark, NJ 07029
973-482-1818

MERCER

Trenton Block & Hardscape Supply
625 Cherry Tree Lane
Lawrenceville, NJ 08648
609-396-9750
mytrentonblock.com

MIDDLESEX

Bulk Yard 35, LLC
2069 Highway 35
South Amboy, NJ 08879
732-952-3750

Gray Rock Supply Co.
64 West Railroad Avenue
Jamesburg, NJ 08831
732-521-0580
grayrocksupply.com

North Brunswick Construction Materials
795 Ridgewood Avenue
North Brunswick, NJ 08902
732-247-4989
nbcmaterials.com

MONMOUTH

V & S Landscape Supply
950 Route 33
Freehold, NJ 07728
732-780-8444
vslandscapesupply.com

MORRIS

All Stone Supply
52 N. Dell Avenue
Kenvil, NJ 07847
862-251-4496

EP Henry Hardscaping Center at Roxbury
5 Howard Boulevard
Ledgewood, NJ 07852
888-31-Henry
ephenyroxbury.com

Hoffman's Supply
35 East Mill Road
Long Valley, NJ 07853
908-876-3111

OCEAN

Hammitt's Garden Center
425 Route 9
Forked River, NJ 08731
609-971-0453

LEED Supply, LLC
1609 Lakewood Road
Toms River, NJ 08755
732-341-4546
leednj.com

LEED Supply, LLC
294 South Main Street (Route 9)
Barnegat, NJ 08005
609-607-9300
leednj.com

PASSAIC

Athenia Mason Supply, Inc
72 Mina Avenue
Clifton, NJ 07011
973-253-0570

CDS Nursery and Landscaping
221 Newark Pompton Turnpike
Wayne, NJ 07470
973-406-7984

Kattner Landscape Supply
3050 Route 23 North
Oak Ridge, NJ 07438
973-208-9955

SALEM

Chick's Block Co.
65 N. Greenwich Street
Alloway, NJ 08001
856-935-6101
chicksblockco.com

SOMERSET

LTD Landscaping & Nursery
460 Minebrook Road
Bernardsville, NJ 07924
908-766-4442

Stone Center of New Jersey @ Bridgewater
831 East Main Street
Bridgewater, NJ 08807
800-827-6257
thestonecenter.com/bridgewater

SUSSEX

Athenia Mason Supply @ Route 23 Patio
69 Route 23 North
North Hamburg, NJ 07419
973-875-3287

UNION

Halls Garden Center
700 Springfield Avenue
Berkley Heights, NJ 07922
908-665-0331
hallsgarden.com

NEW YORK**MONROE**

Miller Brick Company
734 Ridgeway Avenue
Rochester, NY 14615
585-458-7745
millerbrick.com

ONONDAGA

Split Rock Supply
3767 Howlett Hill Road
Syracuse, NY 13215
315-427-6522

ORANGE

EP Jansen Nursery, LLC
161 Glenmere Avenue
Florida, NY 10921
845-651-4106
jansennursery.com

SUFFOLK

Contractors Market
1760 Middle County Road
Ridge, NY 11961
631-205-9758

County Line Mason Supplies, Inc
167 Depot Road
Huntington Station, NY 11746
631-271-6679

JM Troffa Hardscape Supply
70 Comsewogue Road Suite 21
East Setauket, NY 11733
631-828-1420
troffahardscape.com

North Fork Bedrock, LLC
265 Cox Lane
Cutchogue, NY 11935
631-734-5804
northforkbedrock.com

Paul's Landscaping, Inc
686 Long Island Avenue
Deer Park, NY 11729
631-242-8140
paulslandscaping.com

NORTH CAROLINA**CARTERET**

TS Rhodes Supply
1001 W.B. McLead Blvd.
Cape Carteret, NC 28584
252-424-8260

CURRITUCK

Bennett's Creek Nursery
147 Fox Knoll Drive
Powells Point, NC 27966
252-491-8514
bcnursery.com

DURHAM

Stone Center of Carolina – Durham
6515 Highway 55 South
Durham, NC 27713
919-361-4925
thestonecenter.com/Durham

MECKLENBURG

Stone Center of Carolina – Charlotte
605 Towne Centre Boulevard
Pineville, NC 28134
704-936-0720
thestonecenter.com/Durham

MOORE

Site One Landscape Supply (Wholesale Only)
10327 NC-211
Aberdeen, NC 28315
919-944-2497

WAYNE

TS Rhodes Supply
501 Patetown Road
Goldsboro, NC 27530
919-288-1717

OHIO**PORTAGE**

Mock Property Services
37 S. Cleveland Avenue
Mogadore, OH 44260
330-628-9100
mockpropertyservices.com

PENNSYLVANIA**ALLEGHENY**

84 Lumber
8400 Presto-Sygan Road
Bridgeville, PA 15017
412-221-1188

885 Supply, LLC
1215 Lebanon Road
West Mifflin, PA 15122
412-461-5885

Builder Product Supply
136 23rd Street
Pittsburgh, PA 15215
412-784-8202

Dragun's Landscape Supply
4535 Peoples Road
Pittsburgh, PA 15237
412-939-3675

Dragun's Landscape Supply
2458 Rochester Road
Sewickley, PA 15143
412-635-8441

ProSource
101 Southpointe Drive
Bridgeville, PA 15017
412-221-7575

Rob Cronin, Inc
667 Route 30
Imperial, PA 15126
412-302-1341

Site One Landscape Supply (Wholesale Only)
360 Bilmar Drive
Pittsburgh, PA 15205
412-928-9430

T.A.R. Driveway Supplies
1299 McLaughlin Run Road
Bridgeville, PA 15017
412-221-0505

The Barn Landscape Supply
3004 Babcock Boulevard
Pittsburgh, PA 15237
412-931-7568

BERKS

Fleetwood Building Block, Inc
240 W. Main Street
Fleetwood, PA 19522
610-944-8385
fleetwoodblock.com

Hollenbach Home Center
Route 100 & County Line Road
Boyertown, PA 19512
610-367-2051

PA | BERKS (CONT'D)

**Keystone Landscape Supply/
A.R. Adams & Son**
4 Industrial Drive
Hamburg, PA 19526
610-562-8662
keystonelandscape.com

Ridgewood Soils
175 Angstadt Lane
Reading, PA 19606
610-373-0990
ridgewoodsoils.com

BLAIR

**Tussey Mountain Mulch
Landscape Center**
8599 Woodbury Pike
Hollidaysburg, PA 16648
814-696-1920
tusseymountainmulch.com

BUCKS

Eddington Supply
2734 Bristol Pike
Bensalem, PA 19020
215-639-0990
eddingtonsupplyllc.com

Stone Depot
1465 Route 113
Perkasie, PA 18944
215-249-0488
stonedepotpa.com

Wehrung's Lumber & Home Center
7711 Route 611
Ottsville, PA 18942
610-847-2100
wehrungs.com

CAMBRIA

Milkie's Lawn and Garden, Inc
461 Eisenhower Boulevard
Johnstown, PA 15904
814-288-2420

Slovikosky Stone & Mulch Supply
3780 Colonel Drake Highway
Patton, PA 16668
814-674-2322

CARBON

Forest Inn Masonry Supply
6160 Interchange Road (Route 209)
Lehigh, PA 18235
610-377-5593
forestinmasonry.com

CENTRE

Bricks and Stones Supply
409 Discovery Drive
Boalsburg, PA 16827
814-364-1688
bricksandstones.com

CHESTER

Allied Landscape Supply—Brandywine
31 E. 1st Avenue
Parkesburg, PA 19365
610-857-5756
alliedlandscape.com

Aquarius Supply
11 Senn Drive
Chester Springs, PA 19425
484-351-6767

Main Line Concrete & Supply
1001 Boot Road
Downingtown, PA 19335
610-269-5556
mainlineconcrete.com

Sweet Water Natural Products, LLC
976 Pottstown Pike
Chester Springs, PA 19425
610-321-1900

Woodward Landscape Supply
661 Schuylkill Road (Route 724)
Phoenixville, PA 19460
610-983-9810
woodwardlandscapesupply.com

COLUMBIA

Riverview Block, Inc
1507 Salem Boulevard, Route 11
Berwick, PA 18603
570-752-7191
riverview-block.com

CUMBERLAND

Budding Company
308 South 18th Street
Camp Hill, PA 17011
717-737-2511
buddingco.com

Carlisle Cement Products, Inc
510 East North Street
Carlisle, PA 17013
717-243-5323

DAUPHIN

Watson Supply, Inc
4021 N. 6th Street
Harrisburg, PA 17110
717-238-9730

DELAWARE

Galantino Supply Co., Inc
725 Old Marple Road
Springfield, PA 19064
610-544-2586
galantino.com

**Site One Landscape Supply
(Wholesale Only)**
5191 Concord Road
Aston, PA 19014
610-358-0220

ELK

JM DeLullo Stone Sales, Inc
1247 Million Dollar Highway
Kersey, PA 15846
814-834-1914

FAYETTE

Equipment Connection & Party Rental
1006 Tyrol Boulevard
Belle Vernon, PA 15012
724-929-2400

Home Warehouse, Inc
1389 Connellsville Street
Uniontown, PA 15401
724-439-6330

INDIANA

Krevel Supply
265 Swamp Road
Clymer, PA 15728
724-254-0403
krevelsupply.com

JEFFERSON

JM DeLullo Stone Sales, Inc
3150 Route 219
Falls Creek, PA 15840
814-375-2100

LACKAWANNA

Bricks and Stones Supply
East Grant Street & Garfield Avenue
Olyphant, PA 18447
570-383-2406
bricksandstones.com

LANCASTER

Allied Landscape Supply
5834 Old Lincoln Highway
Gap, PA 17527
717-442-4390
alliedlandscape.com

Penn Stone
190 West Ross Street
Lancaster, PA 17603
717-397-5264
pennstone.com

Sauder's Hardscape Supply
115 Ranck Church Road
New Holland, PA 17557
717-354-5570
saudershardscape.com

LAWRENCE

**Harmony Hardscape & Landscape
Supply**
4256 U.S. 422
New Castle, PA 16101
724-965-8142
harmonyhardscape.com

LEHIGH

Wehrung's Macungie, LLC
3580 Brookside Drive
Macungie, PA 18062
610-966-5555

LUZERNE

Bricks and Stones Supply
140 Dilley Street
Forty Fort, PA 18704
570-288-1471
bricksandstones.com

LYCOMING

Leonard Block Company
560 Old Route US Highway 220
Jersey Shore, PA 17740
570-398-3376
leonardblock.com

MONROE

447 Corner Stone Products
2089 Paradise Trail
East Stroudsburg, PA 18301
570-476-0900

MONTGOMERY

Allied Landscape Supply
1752 Limekiln Pike
Dresher, PA 19025
215-643-9857
alliedlandscape.com

Allied Landscape Supply
200 Limerick Center Road
Limerick, PA 19468
610-495-1408
alliedlandscape.com

Norristown Brick
741 Forrest Avenue
Norristown, PA 19403
610-539-1960
norristownbrick.com

**Site One Landscape Supply
(Wholesale Only)**
100 Green Tree Road
Oaks, PA 19456
610-666-0595

Wehrung's Collegeville
3851 Ridge Pike
Collegeville, PA 19426
(610) 489-4431

NORTHAMPTON

Beth-Hanover Supply Co, Inc
1050 Illicks Mill Road
Bethlehem, PA 18017
610-867-5840

The Brick Yard
1001 Nor-Bath Boulevard
Northampton, PA 18067
610-261-1100
thebrickyardllc.com

NORTHUMBERLAND

Bricks and Stones Supply
423 Susquehanna Trail
Watson, PA 17777
570-238-9231

Patterson Hardscape & Supply Co.
100 State Route 901
Mt. Carmel, PA 17851
570-339-4570
pattersonblockllc.com

SCHUYLKILL

Petrtsch Lawns Garden Center
1901 W. Penn Pike
New Ringgold, PA 17960
570-386-2824

Pine Creek Mulch & Stone
1425 Long Run Road, Route 443
Friedensburg, PA 17933
570-739-1140
pinecreekmulch.com

SOMERSET

Heritage Coal & Natural Resources, LLC
1117 Shaw Mines Road
Meyersdale, PA 15552
814-634-0626

Shaffer Block & Concrete Products, Inc
951 South Edgewood Avenue
Somerset, PA 15501
814-445-4414

WASHINGTON

84 Lumber
151 Poplar Drive
Coal Center, PA 15423
724-938-6102

84 Lumber
1019 Pennsylvania 519 Building #1
Eighty Four, PA 15330
724-228-8470

Mon City Supply
1103 Railroad Street
Monogahela, PA 15063
724-810-6037

PA | WASHINGTON (CONT'D)

Venetia Landscape Supply
452 Venetia Road
Venetia, PA 15367
724-348-5518
venetiasupply.com

WESTMORELAND

Earth Elements Landscape Supply
11340 Center Highway
Irwin, PA 15642
724-590-5921
earthelementssupply.net

Earth Elements Landscape Supply
10799 Rillton-Guffey Road
Rillton, PA 15678
724-446-5296
earthelementssupply.net

Ligonier Stone and Concrete
117 Marcia Street
Latrobe PA, 15650
724-537-6805

Sevic Landscape & Supply
4749 Leechburg Road, Route 56
New Kensington, PA 15068
724-335-0736
seviclandscapeandsupply.com

YORK

Keel-Mar Enterprises
12006 Baltimore Street
Glen Rock, PA 17327
717-235-2153
keel-marmaterials.com

Keel-Mar Enterprises
18159 Susquehanna Trail South
New Freedom, PA 17349
410-357-5700
keel-marmaterials.com

Standard Concrete Products Co.
700 N. Sherman Street
York, PA 17402
717-843-8074
standardconcreteproducts.com

SOUTH CAROLINA

GREENVILLE

Stone Center of South Carolina
2503 US 123 Highway, New Easley Hwy.
Greenville, SC 29611
864-535-5200
thestonecenter.com/carolina

VIRGINIA

ABERDEEN

Shade & Wise, Inc
2010 Dabney Road
Richmond, VA 23230
804-335-2886

ACCOMACK

Chaney Enterprises
21075 Washington Street
Onley, VA 23418
757-787-2646
chaneyenterprises.com

ALBEMARLE

Skyline Brick
3900 Seminole Trail
Charlottesville, VA 22911
434-973-0535
skylinebrick.com

FALLS CHURCH CITY

Sisler Stone
7139 Lee Highway
Falls Church, VA 22046
703-532-0169

HANOVER

Stone Center of Richmond
2388 Lanier Road
Rockville, VA 23146
804-343-3505
stonecenterofva.com

HENRICO

Site One/Pete Rose, Inc
9207 Old Staples Mill Road
Henrico, VA 23228
804-288-7436
peteroselnc.com

ISLE OF WIGHT

Bennett's Creek Nursery
17497 Bennis Church Boulevard
Smithfield, VA 23430
757-483-1425
bcnursery.com

JAMES CITY

Batchelder & Collins, Inc
197 Ewell Road
Williamsburg, VA 23188
757-220-2806
757brick.com

Bennett's Creek Nursery
1568 Penniman Road
Williamsburg, VA 23185
757-253-8714
bcnursery.com

LOUDOUN

Nova Stone
43085 Builders Lane
Ashburn, VA 20147
703-674-5660

MANASSAS CITY

Stone Center of Northern Virginia
10405 Nokesville Road
Manassas, VA 20110
703-393-2828
stonecenterofva.com

NORFOLK CITY

Batchelder & Collins, Inc
2305 Granby Street
Norfolk, VA 23517
757-625-2506
757brick.com

POWHATAN

Shade & Wise, Inc
1901 South Creek One
Powhatan, VA 23139
804-897-8588

SPOTSYLVANIA

Stone Center of Fredericksburg
8241 Jefferson Davis Highway
Fredericksburg, VA 22407
540-891-7866
stonecenterofva.com

STAFFORD

SMC Stone Mulch Center
78 Shelton Shop Road
Stafford, VA 22554
540-657-5454
smcva.com

SUFFOLK CITY

Batchelder & Collins, Inc
2140 Indian Trail
Suffolk, VA 23434
757-934-2326
757brick.com

VIRGINIA BEACH CITY

Bennett's Creek Nursery
1241 Princess Anne Road
Virginia Beach, VA 23457
757-426-7000
bcnursery.com

WEST VIRGINIA

JEFFERSON

Sisler West
165 Bradstone Lane
Harpers Ferry, WV 25425
304-930-5698

MONONGALIA

Aquila Stone
271 Don Knotts Blvd.
Morgantown, WV 26501
304-292-7950



VISIT A DISTRIBUTOR

EP Henry strongly recommends that you visit an EP Henry Authorized Hardscaping Distributor® before making your final product(s) selection. There you can see color, texture and scale of products through in-ground and/or rack displays.

They can also assist you with calculations, samples and ancillary materials to complete your project.

©2023 EP HENRY. ALL RIGHTS RESERVED. REPRODUCTION OF ANY OF THE CONTENTS OF THIS CATALOG IS PROHIBITED.

EP Henry Corporation Registered Trademarks include: Bristol Stone®, Coventry®, Duraface®, ECOcenter®, EP Henry®, EP Henry Authorized Hardscaping Contractor®, EP Henry Authorized Hardscaping Distributor®, ECO Cobble®, EP Henry is Hardscaping®, Heroscaping®. EP Henry Corporation Trademarks include: Belmont™, Chilton™, ColorTech™, Durafacing™, ECO™ Paver, Forma Stone™, Hardscaping™, Marquis Wall™, Old Towne Cobble™, Rittenhouse Paver™, Terrace Wall™, Tudor Wall™, Trilogy™. Other brands mentioned herein are registered trademarks of their respective companies.

Policies, guarantees, warranties, and other statements are current as of the time of printing. Periodically, this content will be updated without notice and will supersede prior stated information.

Please consult www.ephenry.com for the latest information.

LIFETIME PRODUCT WARRANTY

EP Henry provides a limited warranty with a proof of purchase (invoice or delivery slip). This warranty is for residential use only and does not imply a warranty for commercial applications.

If there is a defect in the structural integrity* of a warranted paving stone or wall system product, EP Henry will supply, free of cost, an adequate quantity of replacement paving stones or wall system products of the same type and size as the defective product necessary to replace the affected area. EP Henry cannot guarantee the color match of replacement units. Depending on stock limitations or discontinuance of any product, EP Henry has the right to provide the purchaser with a replacement product of equal value. This warranty does not extend to the removal or hauling of defective paving stones or wall system products, nor does it cover the installation of the replacement product.

* A defect in "structural integrity" means the inability of a properly maintained paving stone or wall system product to perform the function for which it was designed due to defects in material. A defect in "structural integrity" does not mean a function caused by improper installation or workmanship

This Warranty is only valid if the materials are installed under the guidelines of the ICPI (www.icpi.org), the NCMA (www.ncma.org) or the EP Henry installation guideline manual. Improper Installation and/or use of non-proprietary cleaners or sealers may void warranty. Visit ephenry.com for complete warranty details.

Cast Stone Wall products are covered under a separate warranty; please visit our website for details.



PRODUCT NOTES

READ PRIOR TO PURCHASING OR INSTALLING ANY PAVER OR WALL PRODUCT

If you believe there is an issue with product style, color, or quality, do not install it and please contact your distributor immediately. Save all cube tags and provide to the distributor or manufacturer's representative who comes to the job site. **INSTALLATION OF PRODUCT IS DEEMED ACCEPTANCE.** No claims or returns on installed product will be allowed.

EFFLORESCENCE

Efflorescence is a whitish, powder-like deposit common on concrete and masonry products which will normally disappear over time with natural weathering. According to the Interlocking Concrete Pavement Institute (ICPI), it will typically stop developing within 18-24 months. Although it may present an aesthetic concern, efflorescence will not affect the structural performance of pavers or wall systems. Efflorescence is a natural

occurrence for which EP Henry accepts neither responsibility nor liability. For more information, please visit: www.icpi.org, www.ncma.org, www.masonryinstitute.org or www.bia.org

POLYMERIC SAND HAZE

Polymeric haze from the use of polymeric joint sand may appear on your pavers if the sand was not removed from the surface of the pavers properly. This does not in any way affect the integrity of your pavers or the installation. The haze will weather away naturally with time. If you wish to remove it with a cleaning product, it is recommended that you contact your distributor or the manufacturer of the polymeric sand used for advice and product recommendations. EP Henry accepts NO responsibility nor liability for this occurrence.

DE-ICING SALT STATEMENT

NOTE: This is an updated recommendation based on new testing within the concrete industry.

Rock Salt (sodium chloride or NaCl) is the least damaging to concrete materials and should be used whenever possible. Please refer to ICPI's De-Icing Chemical Technical Bulletin for more information.

COLOR

EP Henry Hardscaping products are made from natural materials and variations in shade can be expected. Additionally, many of our colors are achieved through a random mixture of several colors and the presence of any of these colors will vary from one unit to another. It is recommended that the installer draw from multiple cubes of material during installation to disperse any color range more uniformly. The

end user of the material (home or business owner) should make their selection from current physical product samples that show the range of color.

DON'T SCUFF THOSE PAVERS!

EP Henry recommends the use of a vibrating plate compactor with a protective pad to prevent surface damage to the pavers during installation. EP Henry will not be responsible for compaction scuffs or burns on pavers. **PLEASE NOTE**, some pavers and all Cast Stone slabs should not be compacted using a vibrating plate compactor.

Look for this symbol  on product pages for restrictions.

1 NEW SIMPLE SYSTEM



NEW 3 PIECE SETS+ACCENTS

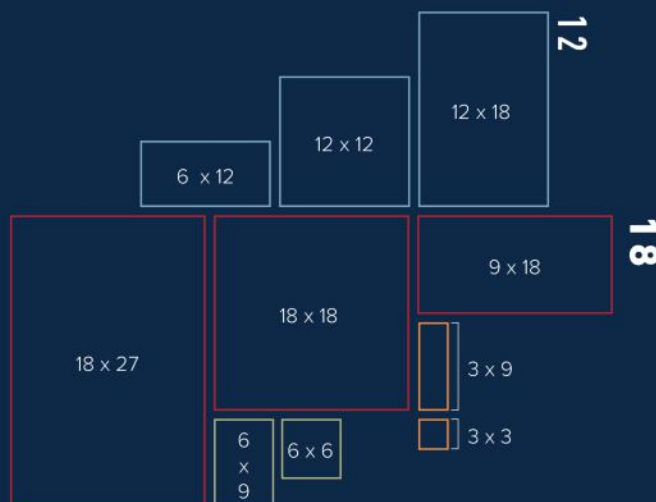
- ✔ Standard U.S. measurements.
- ✔ Simplified to reduce cuts.
- ✔ Design without waste.

2 NEW TEXTURES

- ✔ Choose slate or smooth.
- ✔ Mix and match for a unique look.



Contact your local EP Henry® representative for options and availability.



RULE OF THIRDS

Broken down into 3" increments, Origins and Dimensions are true modular systems. Pieces fit together to allow for intricate installs with no cuts and are configured for an optimal pallet layout meaning less waste.

Learn more at EPHenry.com/Simple



“It's very important to us that the outdoor space feels like apart of our home.”



EP Henry is their product of choice. Let the homeowners tell you why. Scan with your smartphone to learn more.